




# Welcome to Cowell College

Summer Orientation 2015

# What Are We Doing Here?



**Did you seriously just ask if we are doing anything fun today?**



- ✓ Introduction to Cowell College
- ✓ Course Selection
- ✓ It's a *Major Decision*
- ✓ Enrollment Tips
- ✓ Questions & Answers

## What's so Great About Cowell?

*"The pursuit of truth in the company of friends"*



- \* Founding College
- \* Programs: College Nights
- \* Housing & Dining
- \* Computer Lab
- \* Core Course
- \* Active Student Government
- \* Page Smith Library

Cowell College offers a beautiful view and a central location on campus, making it easy to get to OPERS or the library. The motto here at Cowell College is "The Pursuit of Truth in the Company of Friends", and Cowell's small, tight-knit community exemplifies this motto. Like the other 9 colleges on campus, Cowell college creates a small, unique community within the context of a larger research university setting. Colleges offer individualized advising, unique programming, and Core Course as foundational pieces. Whether you're watching circus performers at one of Cowell's college nights in the dining hall or discussing Foucault's take on justice with your Core Class, you will be helping to create and sustain the community that is Cowell College.

## Meet the Cowell Advising Staff

 <p><b>Faye Crosby</b> <i>College Provost</i></p>	 <p><b>Ethan Hutchinson</b> <i>Lead Academic Preceptor</i></p>
 <p><b>Alice Folkins</b> <i>College Academic Programs Coordinator</i></p>	 <p><b>Erika Pappas</b> <i>Academic Adviser</i></p>
 <p><b>Alec Stouras</b> <i>College Assistant</i></p>	 <p><b>Kaitlin Jacobson</b> <i>Academic Adviser</i></p>

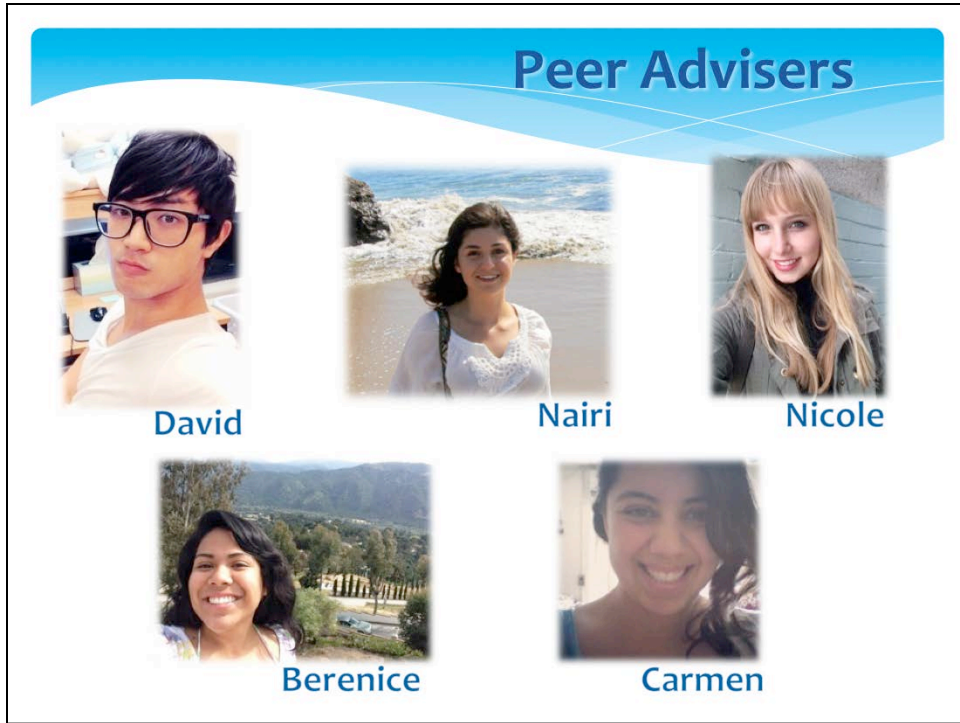
The professional staff at the Cowell College Advising Office can provide you with general support and can help you: explore your academic interests, plan general courses, monitor your academic standing and progress, and help you to understand university policy and procedure.

Just as each college has an advising team, so do the different major departments.

- College advising is your first stop for any question you have related to your academic path, such as questions about GE's, fulfilling graduation requirements, etc. They can also help you explore major options. In general, if you don't know where else to start with a question, concern, or are seeking resources on campus and not sure where to go, start with us.

- Major Advisors are the experts in the major you choose. If you have questions about major requirements or need guidance in creating an academic plan towards fulfilling your major, Major advisers are the way to go.

Our office is located in the main administrative building at Cowell College.



Peer Advisers are the first people you'll see when you arrive at the Academic Advising Office. The Peer Advisers are students like you, and are all well trained in helping their peers. Peer Advisers can: advise on course selection, advise on University Policy and Process and Procedure, answer general questions about majors, assist in finding campus resources, help you navigate the student portal and other UCSC websites, and assist with forms and paperwork. They are available to help Monday-Friday, 9am-5pm, which means you can be helped outside of the advisers drop-in hours or if you don't have an appointment.

## Need to contact us?




[cowell@ucsc.edu](mailto:cowell@ucsc.edu)  
(831) 459-2253

If you need to contact the Advising Office, you can call the front desk at (831) 459-2253, where you can speak with a peer adviser or the College Assistant and have questions answered or make an appointment. Our email address is [cowell@ucsc.edu](mailto:cowell@ucsc.edu), and you can send in questions there, where an adviser will answer them for you.

Remember, YOU contact us, NOT your parents, grandparents, guardians, or other adults in your life. Since it is your academic future and success we are focusing on, it should be you who is in contact with the advising office. We want to talk to you, and in accordance with law, it is only you we can be talking to. The Family Educational Rights and Privacy Acts (FERPA) states that we cannot release your educational information to anyone but you, so contacting us yourself is the best way to speak with an adviser about your academic life.

## First Year Advising Road Map

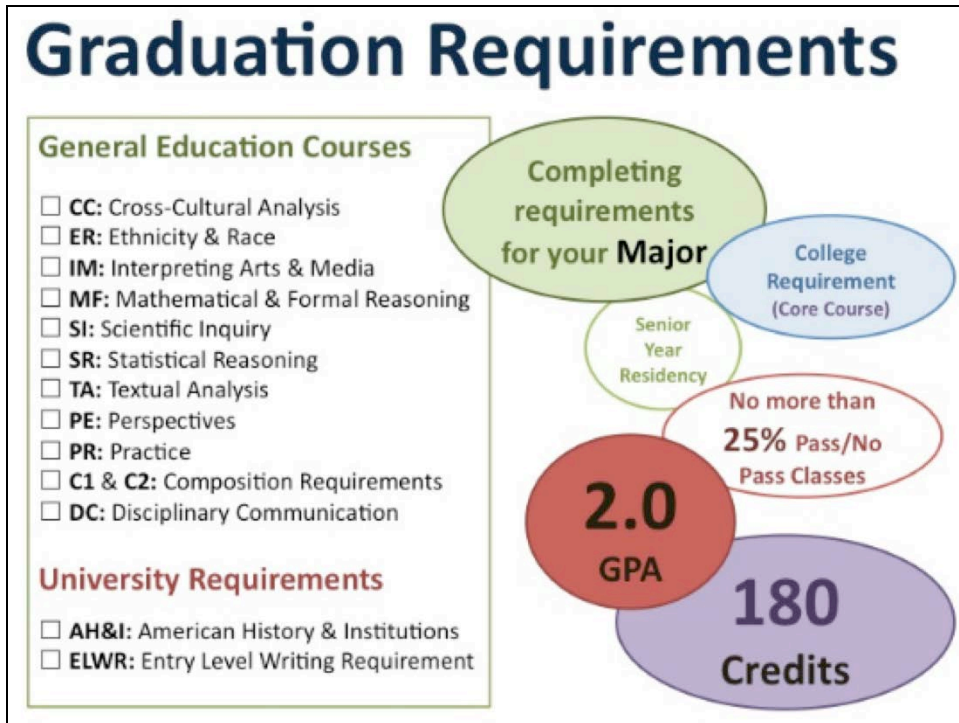
1. Choose or Explore Possible Majors
2. Understand UCSC's Graduation Requirements
3. Identify your College Core Course
4. Choose and Enroll in your First Quarter Classes
5. Learn Important Advising Information and Resources



In your first year, there are five goals that the larger UCSC Advising Community has for all of its first year incoming students, as seen above.

There are a few other things your Cowell Advisers want you to be focused on in your first quarter at UCSC and are here to help you in doing so:

Adjust to your new living environment, adjust to the pace of the quarter system, and adjust to the rigor of the UC system.



Everyone who graduates from UCSC is responsible for completing these Graduation Requirements.

Each of these segments identify the requirements you will need to complete to earn your bachelor's degree. All the courses you enroll in and pass will assist you in meeting the requirements for graduation. Remember, it is okay to take classes to explore topics you are interested in even if it doesn't satisfy a major or a GE, every class you take and pass will go towards your 180 credits necessary to graduate, so they are all important!

-General Education classes can be taken whenever you want in whatever order you want, just as long as they are completed by the time you graduate.

-You must complete the requirements for your major in order to graduate with a degree, and more information on these requirements can be found at your major advising office.

-You must fulfill your college requirement, which is the core course.

-You must have a cumulative GPA of 2.0.



## Course Selection Overview

Core Course	5
Major Course	5
Major/Elective/GE Course	5
+	
<hr/>	
= Full Time Enrolled!	15

- 15 credits = full time ( $15 \times 3 \text{ quarters} \times 4 \text{ years} = 180$  for grad.)
- 12 credits = full time for financial aid

At UCSC, we have a fall, winter, and spring quarters. In your first quarter, take a maximum of 15 credits. 15 credits counts as being a full time student (though financial aid's definition of full time is having 12 units). If you were to take 15 credits every quarter, you would have 180 credits by the time you graduate; however, later on you may find yourself taking more than 15 units a quarter (a fourth class or labs may tack on 2-5 extra units).

Most other schools run on a semester system and normally take 4 to 5 classes a semester, however their semester lasts 16 weeks. Our quarter only has 10 weeks, therefore, taking 3 classes is considered full time and anything more can be overwhelming. Because the quarter is only 10 weeks, the pace of your classes will be fast. Midterms can begin in your 3<sup>rd</sup> week of a class, and you are expected to understand the syllabus before or on the first day of class while being fully prepared with the necessary books and materials for the class.


For your first quarter here at UCSC, your 3 classes will be:

- 1) The Cowell College Core Course
- 2) A major course (or a course for a major you are considering)
- 3) Another major course or GE or elective

## Course Selection Basics

Core Course	5
Major Course	5
Major/Elective/GE Course	5
+	
= Full Time Enrolled! 15	

- ✓ Avoid too much of one **subject**.
- ✓ Allow time to **travel** (between classes), eat, and relax.
- ✓ **PHYE classes**: no credit, good for work/life balance.
- ✓ Lower-division (0-99) only



There are 4 key points to think about when choosing you classes:

### **Avoiding too much of one subject:**

Taking a variety of classes from different disciplines lets your brain work in multiple ways and gives it a break from too much of one subject. For instance, if you were to take 3 reading/writing courses in one quarter, you could expect to read 1,000-1,500 pages a week. Taking a math or science course will be more practically based with assigned work such as problem sets. Your Core course is a reading/writing course, so keep that in mind when registering for your other two classes.

### **Travel:**

Due to the unique nature of UCSC's geography, it can take 15-20 minutes to get from one side of campus (Cowell) to the opposite end (Oakes). Make sure you are aware of your class location and the time in between classes to ensure that you can get from one class to another in time, while accounting for the fact that you may want to grab a snack, use the restroom, or just relax before your next class.

### **PHYE Classes:**

These are physical education classes and are abbreviated PHYE instead of PE because PE represents our Perspectives GE. They do not carry any credits and are pass/no pass. PE classes serve to make you and your schedule well rounded, while providing the benefit of being fun and healthy. Some PHYE classes offered include sailing, surfing, scuba diving, ocean kayaking, fencing, yoga, tai chi, and etc.

### **Lower Division Only:**

At least for your first quarter and probably your first year here at UCSC, you will be taking lower division classes which are numbered 0-99. This is because they are designed as introductions to disciplines and subjects and generally do not have many prerequisites (except Math and Science courses). Taking lower division classes both lets you explore your interests and work towards declaring and completing a

## It's a MAJOR Decision

Core Course	5
Major Course	5
Major/Elective/GE Course	5
+	
≡ Full Time Enrolled! 15	

- ✓ Considering a particular major? Take elective or general education courses in areas that **Interest** you.
- ✓ Choose what you **Love** (and what you're *honestly* good at).
- ✓ Consider how you want to spend **Four** years.
- ✓ Become familiar with the major requirements an **All** majors you are considering. [Do your research.](#)
- ✓ Does your major = your career? **Nope!**

Now that you are out of high school and in a four year university, you have the freedom to go in whatever academic direction you please. It is your chance to explore and dig deeper into what genuinely interests you. UCSC offers majors and courses that did not exist in high school and that you have probably never heard of, such as Critical Race and Ethnic Studies, Computer Game Design, Community Studies, Cognitive Science, and BioInformatics, to name a few.

It is important to research these majors and understand what they offer and what you will be learning, as well as their requirements (you can do this on the UCSC Course Catalog). The major you pick is something you will spend the next four years fully immersed in, so it's a good idea to pick something that you love and are good at,.

Your choice of major does not necessarily make your career. In all the classes you take, you will be learning soft skills such as analytical reasoning, critical thinking, communication, and problem solving. These skills can prepare you for a variety of career options in the future. Also important are internships, research positions, study abroad programs, and other opportunities outside your major that offer valuable skills and experience that go towards preparing you to fulfill your future career and educational goals.

# Qualifying for a Major

Core Course	5
Major Course	5
Major/Elective/GE Course	5
+	
= Full Time Enrolled! 15	

**Sometimes love is just not enough...**

## Typical methods of Qualification:

- Take specific *major courses*
- *Earn a minimum GPA* in specific major courses




## Develop a parallel plan:

- What if your intended major isn't all you dreamed it would be?
- Attend TWO Major Advising Sessions
- Take courses in your parallel plan (just in case!)

Right now, you are all proposed in a major or undeclared. If you wish to change your proposed major or propose one if undeclared, simply email us at [cowell@ucsc.edu](mailto:cowell@ucsc.edu) letting us know what you would like to change your proposed major to. Being proposed is not the same as being declared. To be able to actually declare a major, you must first meet the declaration requirements for a major, which can be found on the UCSC Course Catalog online. For many majors, there is a handful of classes necessary to declare in which you need a minimum GPA requirement in.

A good idea is to have a backup major plan that parallels your progress towards your intended major. You may find that your major of choice is not what you thought it would be like, you don't enjoy what you are learning, or you are struggling with the classes (which means it will only get harder once you take upper divisions!). Therefore, it would be beneficial to take introductory classes in other majors in order to explore them as possible majors or just as a back up. The parallel major can be your third class after your core course and intended major course. It's a good idea to start taking major classes and parallel major classes as soon as possible because you must declare your major by your 6<sup>th</sup> quarter.



Core Course	5
<b>Major Course</b>	<b>5</b>
Major/Elective/GE Course	5
+	
≡ Full Time Enrolled: 15	

## Feeling overwhelmed by all the major options?

If you are struggling to determine what majors might interest you, you should attend the **Undecided Workshop!**

✓ **When? 12:15-1:00PM Major Advising Session B**

✓ **Where? College 8 Room 250**

✓ **Why? Get help thinking about courses to take to explore possible majors if you are feeling undecided.**

**EXCLUSIVE INFO! THIS SESSION IS NOT LISTED IN YOUR GUIDE!**

## What to ask your Major Advisers

Core Course	5
Major Course	5
Major/Elective/GE Course	5
+	
≡ Full Time Enrolled! 15	



1. Which classes should I be taking in the fall?
2. Do I need a placement exam?
3. How do I qualify for the major?
4. Have I already satisfied any major requirements with AP exam scores or transfer credit?

Listen carefully to the entire presentation!

In general, you should be in touch with your major adviser. They can provide you with specific information about your major and help you to plan your academic schedule so that you successfully complete your major.

# Cowell Core Course

Core Course	5
Major Course	5
Major/Elective/GE Course	5
+	
≡ Full Time Enrolled!	
15	

- ✓ **Everyone takes core course in fall**
- ✓ **Preparation for university level writing**
- ✓ **Focuses on themes of justice**
- ✓ **Large lecture meets on Mon. 7-9 pm & Seminar - times vary based on section**
- ✓ **We will enroll you in the core course section you have placed into based on the AWPE or AP/IB scores**

Every UCSC undergraduate takes a course course associated with their college. Core course is an opportunity to have a common academic experience with the people who live in your community. Together, you will explore the theme of “Imagining Justice: Past and Present”. Core Course is a reading/writing class that will help prepare you for advanced university level reading and writing that you will be expected to do in your major, whether it is a biology research paper or an analytical politics essay. In a small classroom setting, you will receive detailed writing instruction and feedback designed to help you achieve these university standards.

Note: at UCSC, a seminar is a course of 30 students or less where discussion on reading and writing takes place, while a lecture is a large course that can consist of hundreds of students who take notes as a professor lectures.

The core course is blended. You will attend your smaller seminars through the week, and attend a plenary lecture every other Monday night with all the other Cowell students enrolled in core. Plenary consists of guest speakers, movies, lectures, adviser visits, and more.

You will be enrolled into your core course later this summer. We ask that you do not schedule any class or discussion section on Monday nights from 7pm-9pm. We will aim to work around your existing schedule, but if any scheduling conflicts arise, advisers will reach out to you personally.

# General Education (GE)

## GE Courses:

- CC: Cross-Cultural Analysis**
- ER: Ethnicity & Race**
- IM: Interpreting Arts & Media**
- MF: Mathematical & Formal Reasoning**
- SI: Scientific Inquiry**
- SR: Statistical Reasoning**
- TA: Textual Analysis**
- PE: Perspectives** (Environmental Awareness, Human Behavior, or Technology & Society)
- PR: Practice** (Collaborative Endeavor, Creative Process, or Service Learning)
- C1 & C2: Composition Requirements**
- DC: Disciplinary Communication**

Aside from your major requirements, you must also complete your General Education Courses. GE's help you explore other areas of interest and develop skills in a wide range of subjects. It's important to be able to learn and interact with the world through different lenses, not just from the one major you are studying.

You will take one course to complete each other the requirements listed. One class cannot fulfill two GE's, even though you may see multiple GE letters while searching for classes. These are GE's from before 2010 that do not apply to you; only the ones above are the ones you need to complete. Note that for the PR and PE GE's, you only need to take one course, even though both GE's have multiples sub-categories.

If you have completed some AP tests with scores of 3 or higher, you may have already satisfied some of these GE's.



## General Education (GE)

### This Year

Core Course	5
Major Course	5
Major/Elective/GE Course	5
+	
Full Time Enrolled!	15

**GE Courses that should be completed in your first year:**


- ~~CC: Cross Cultural Analysis~~
- ~~ER: Ethnicity & Race~~
- ~~IM: Interpreting Arts & Media~~
- ~~MF: Mathematical & Formal Reasoning~~
- ~~SI: Scientific Inquiry~~
- ~~SR: Statistical Reasoning~~
- ~~TA: Textual Analysis~~
- ~~PE: Perspectives (Environmental Awareness, Human Behavior, or Technology, & Society)~~
- ~~PB: Practice (Collaborative Endeavor, Service Process, or Service Learning)~~
- C1 & C2: Composition Requirements**
- ~~DC: Disciplinary Communication~~

The only two GE classes to worry about this year are C1 and C2. Reasons why include:

- 1) You will fulfill many GE's just by taking major classes. For example, if you study biology, most of the classes you take will fulfill the MF, SR, and SI GE. Get acquainted with classes within your major and the GE's they fulfill.
- 2) You have four years to complete these GEs and two years to take all of your classes to declare your major. Declaring your major has a strict time period, whereas fulfilling your GE's do not. Prioritize!
- 3) By the time you are declared in your major you will be taking at least two upper division classes in you major. At that time, it can be a good idea to have a GE to balance out an otherwise strenuous schedule.
- 4) The C1 and C2 GE's will prepare your for upper division courses, therefore taking them as soon as possible will help you take your upper division classes sooner, and thus declare on time!

## Core Course Magic

Core Course	5
Major Course	5
Major/Elective/GE Course	5
+	
= Full Time Enrolled!	
	15



- \* Core Course will fulfill either your C2 or C1 requirement
- \* Based on AWPE, AP/IB, Community College Classes

The good news about your C1 and C2 requirement is that depending on which Core Course you are placed into, you will fulfill one or both of these GE's.

If you are placed into Core Course Cowell 80B, that means through your AP/IB/AWPE scores or a community college course you have already completed your C1 requirement, and your core course will fulfill C2. If you are placed into Core Course Cowell 80A, it will fulfill your C1 requirement. In the Winter quarter, you will likely take Writing 2 in order to complete your C2 requirement. Advisers will further discuss this during one of your core plenary lectures.

All sections of the Core Course have the same curriculum, assignments and same amount of work. The instructors specialize the writing instruction to meet the students' needs.

For correct placement into a Core Course please send in your AP/IB scores or transcripts from a community college to UCSC Admissions. Otherwise, if you have not taken the AWPE exam in the Spring back home, you will take it during Welcome Week when you arrive on campus in the Fall. Everyone will get a space in Core Course, so any placement method is perfectly fine!

## Selecting Electives

Core Course	5
Major Course	5
Major/Elective/GE Course	5
+	
Full Time Enrolled! 15	

- ✓ Take electives / GEs that interest you!
  - ✓ Be careful getting advice from other students
  - ✓ Your major courses will satisfy GEs
    - ✓ AP/transfer may satisfy some of your GEs
    - ✓ Consider taking a Foreign Language!

- "I want to get them out of the way"
- "I don't want to waste my time here"
- "My roommate is taking the same class"

- "I'm interested in the topic"
- "I'm considering a major in this area"
- "I want to try something different"
- "It sounds interesting, it's open, and I hear the instructor is good"

**Don't Stress about GE's, they WILL get done. You have 4 years!**

Major and GE classes alone probably won't get you to the required 180 credits for graduation. Luckily, there are elective classes (they can also fulfill a GE, but taking the same GE twice doesn't count for anything). Now is the time to really explore your interests and take classes just because they seem like something you would enjoy learning about.

Remember, don't take a class just because your friends or dorm buddies are taking it. What's interesting and easy to them may be dull and difficult to you. Really take advantage of this opportunity to take classes that stand out to you! Remember though that most upper division classes that may seem interesting and fun for an elective probably have prerequisites and will be harder than lower division classes.

One type of course to consider for a third class is a foreign language. Many of our language series start in the Fall, so if you don't start now you would not have a chance to begin a new language until your 2<sup>nd</sup> year. Some majors, such as Global Economics, and programs, like study abroad, require that you have at least some amount of quarters of a language under your belt, so it wouldn't be a bad idea to get a head start!

# Course Enrollment

TODAY 3:00 on [my.ucsc.edu](http://my.ucsc.edu)  
Oakes PC Lab




## Tips for Online Enrollment

- Learn College Course Vocab - Example: MATH 3 – 01
- Keys to using the online [Schedule of Classes](#)
- Meeting prerequisites
- Closed Course?
  - Identify possible back-up courses
  - Utilize the waitlist if a class is closed – remember to “Swap” and watch out for time conflict
  - Enroll in at least 7-10 credits even if you plan to swap later
- Shopping cart vs. enrolled – look for the green check mark and print your schedule

When enrolling for a course, make sure to understand the necessary prerequisites such as placement exams or concurrent enrollment in another course or lab. If the courses you planned to enroll into are closed, a good idea would be to enroll in a back up course that you wouldn't mind actually taking for the quarter, and enrolling yourself on the waitlist of the class you originally planned on taking. Enroll in to a back-up course if you are waiting to get into another course. Always be enrolled in at least 3 classes even if you plan to get on a waitlist, and make sure to use the waitlist swap option (more info on the Registrars website). Also, just because a class is in your shopping cart does not mean you are enrolled in it. You must go through the process of enrolling in it and seeing the big green check mark next to the course.

## Next steps...

- Attend **2** Major Presentations
- Lunch & Resource Fair
- 3:00 pm Enroll in Classes!

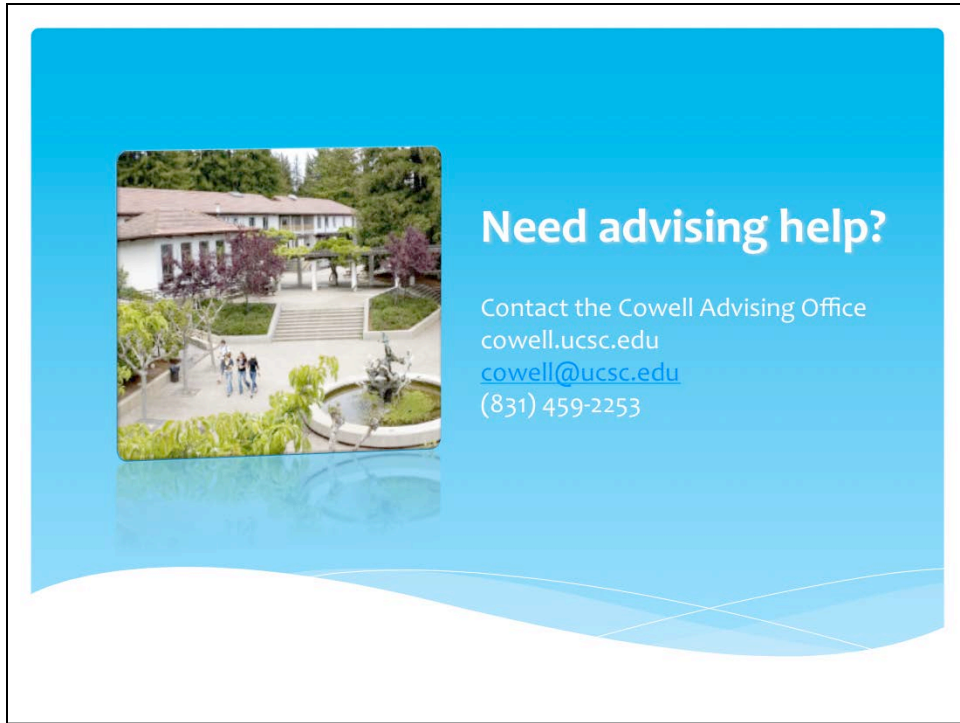


Need a little extra help?  
Meet with a Cowell advisor  
2:00 pm

- ✓ Complete items on your To Do List
- ✓ Read your UCSC Email

Make sure all your transcripts and test scores are submitted to the Admissions Office and that you have checked your To Do list on your student portal. You should also have your UCSC email activated and check it on a daily basis starting now!

It is critical that you have your transcripts and test scores submitted by now.



**Need advising help?**

Contact the Cowell Advising Office  
cowell.ucsc.edu  
[cowell@ucsc.edu](mailto:cowell@ucsc.edu)  
(831) 459-2253

Contact us if you have any more questions!

